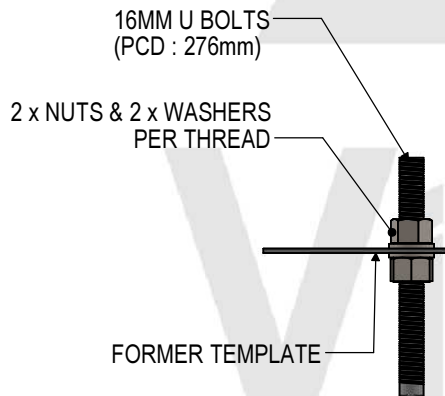
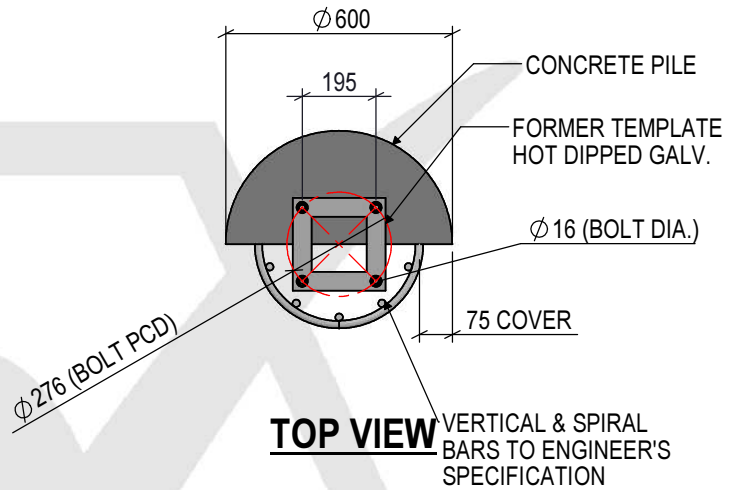
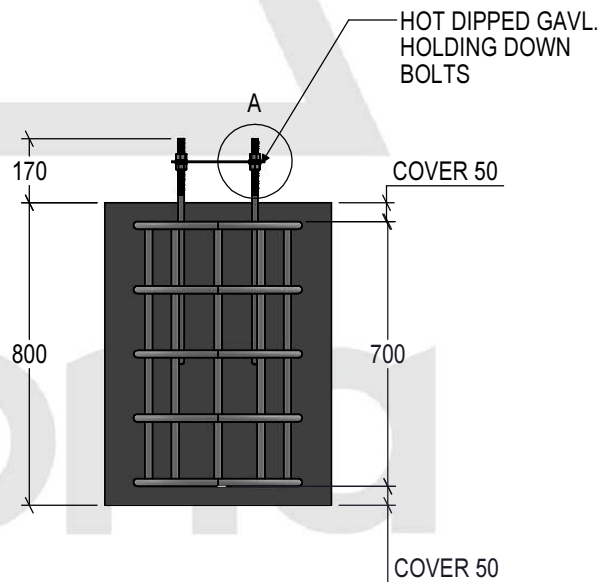


3D SECTION VIEW



DETAIL A



SIDE VIEW

STANDARDS

All products shall conform to the following Australian Standards:

- AS 1170.2 - Structural design actions - Wind actions
- AS 2159 - Piling - Design and installation
- AS 2870 - Residential slabs and footings - Construction
- AS 3600 - Concrete structures
- AS/NZS 4671 - Steel reinforcing materials
- AS/NZS 4600 - Cold-formed steel structures
- AS 3678 - Structural steel - Hot-rolled plates, floorplates and slabs
- AS 1554 (set) - Structural steel welding
- AS 4680 - Hot-dip galvanized (zinc) coatings on fabricated ferrous articles

Note :

Designed to suit standard pole sizes as follows:

- **3m pole:** Concrete footing 600mm Ø x 800mm deep
- **4m pole:** Concrete footing 600mm Ø x 800mm deep

This footing has been designed based on standard sandy soil conditions. Final concrete footing dimensions and reinforcement cage length may require adjustment depending on actual site soil classification.

Recommend concrete strength : 32 MPa.



Vizona Pty Ltd
 1300 250 150
 info@vizona.com.au
 www.vizona.com.au

PROPRIETARY AND CONFIDENTIAL

This drawing and the information contained herein are the exclusive property of Vizona Pty Ltd. Any reproduction, disclosure, or distribution—whether in part or in whole—without the prior written consent of Vizona Pty Ltd is strictly prohibited, except where such use is for the express purpose of preparing specifications, project documentation, or design briefs in connection with the intended use of the products by architects, engineers, or related professionals.

SCALE: AS SHOWN

PRODUCT FINISH: H.D.G (HOT DIPPED GALVANIZED) PRODUCT WEIGHT: 107.4 kg.

CUSTOMER APPROVAL :

CUSTOMER NAME / PROJECT :

	NAME	DATE
DRAWN	MANH P.	08.07.2025
CHECKED	BMS	09.07.2025
REVISED	GMC	09.07.2025

COPYRIGHT

This document is the intellectual property of Vizona Pty Ltd. It must not be copied, traced, reproduced, lent, or disclosed to any third party without the prior written consent of Vizona Pty Ltd, except where such distribution is necessary for professional design or project coordination directly relating to the intended application of the products described herein.

PART NUMBER : **PM-4-276-600-800**

TITLE :
**FOOT CAGE M16x4-276mm PCD
SUIT 600 DIA. x 800mm**

SIZE DWG. NO. **A4 VDWG-3000-F**

REV.
1

SHEET 1 OF 1